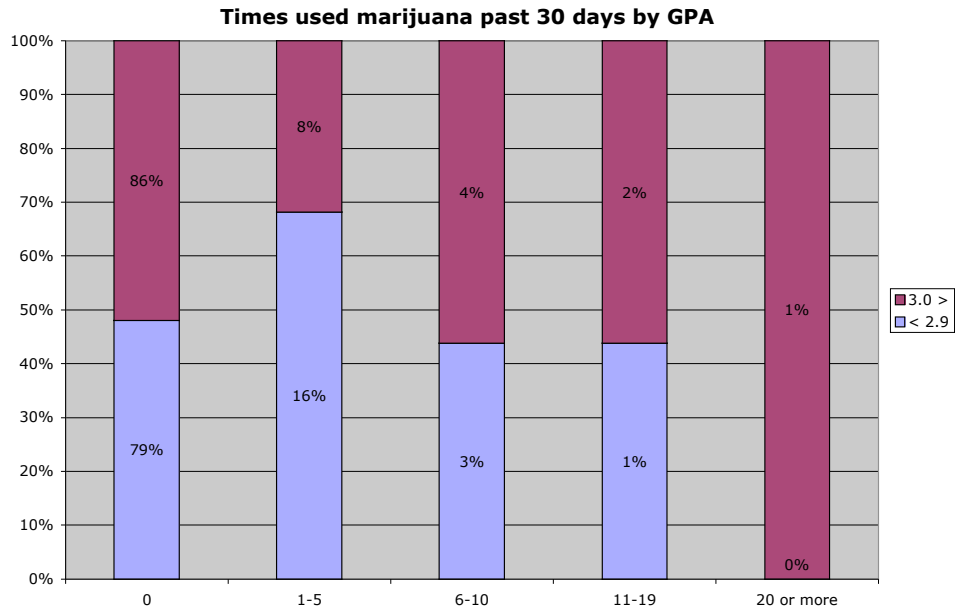
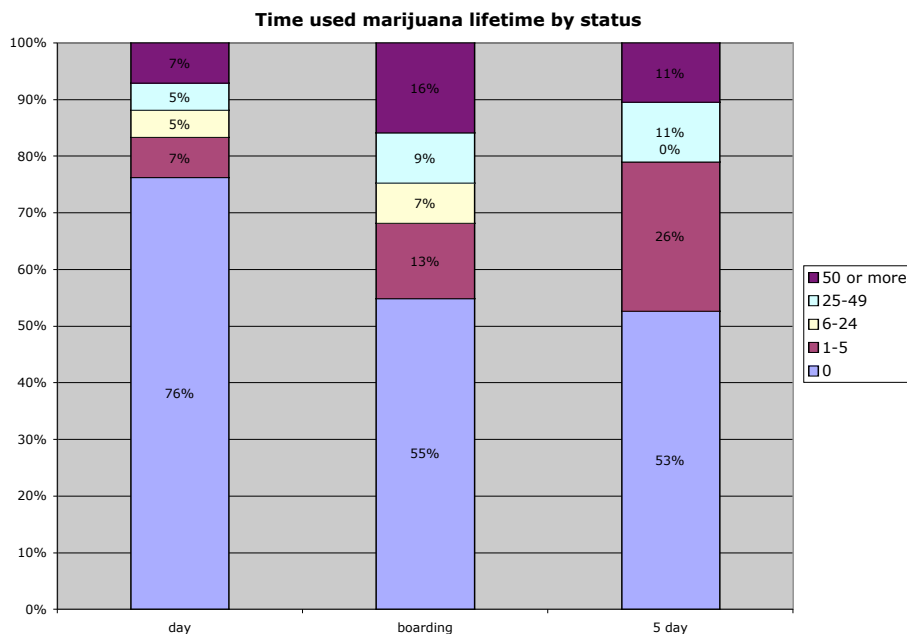
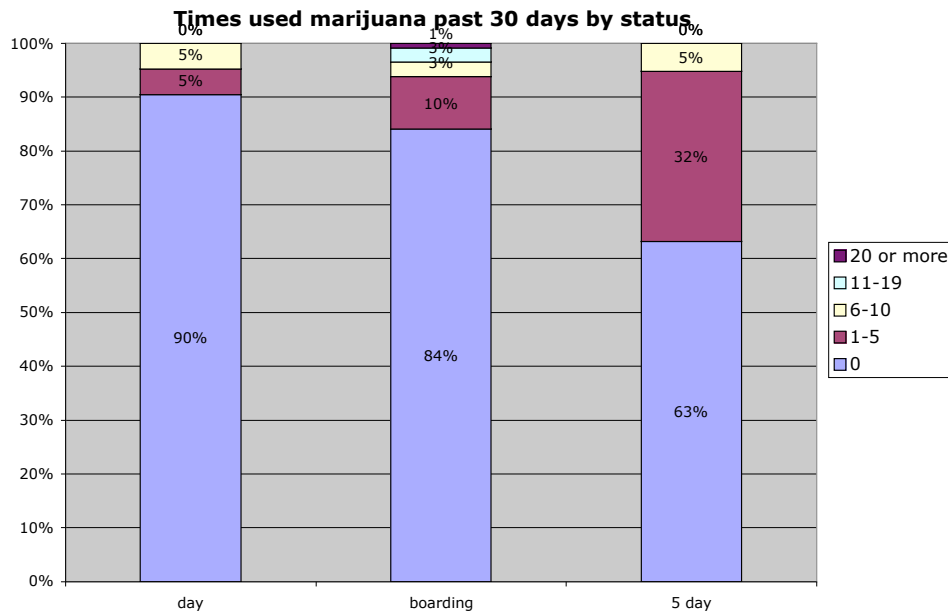


## Other Drug Use



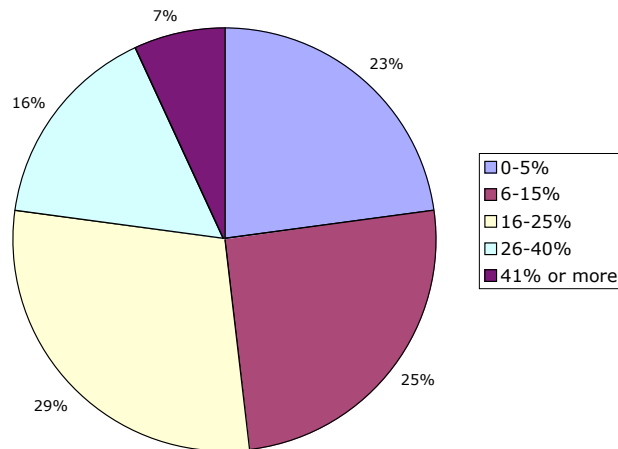
Twice as many students who had a GPA of <2.9 (16%) reported using marijuana 1 to 5 times in the past 30 days, as compared with 8% of students with the reported higher GPA using at the same rate. By age of first use and times used there appears to be little significant distinction between marijuana use and GPA. Few students appear to be using marijuana at school. However, of those who have used while school is in session, (but not at school), there does appear to be a general correlation between less use and higher GPA. Fifteen percent of students with a GPA of 3.0> report having used marijuana a least 1time in the past 30 days as compared to 20% of students with <2.9 GPA using at least 1 time.



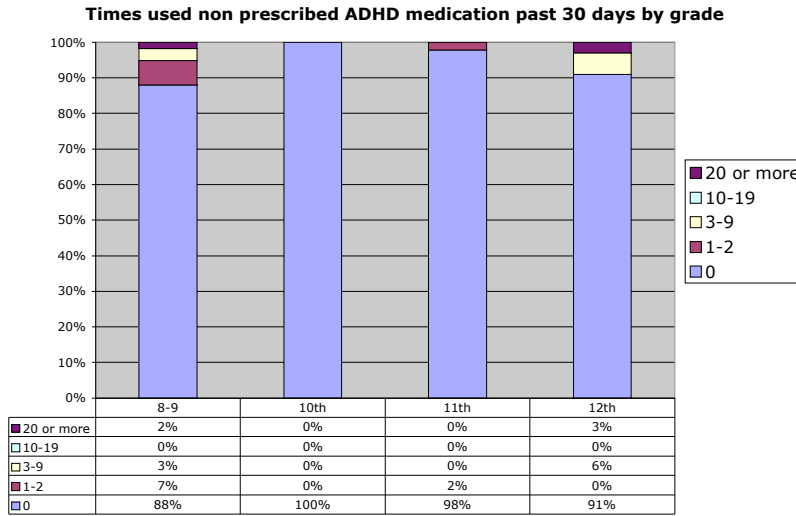


Of students who used marijuana 1 to 5 times over the past 30 days, 5-day boarders are over 3 times more likely to have used at this rate as compared with boarding students.

**Perception by total student body of percentage of students who used marijuana at least 1x in the past 6 months**



Of the total student body, 16% correctly predicted that between 26% and 40% of TSA Academy students (30 %) used marijuana at least one time in the past six months. Students did predict more use within this timeframe than within the 30-day timeframe with 48% predicting 15% or less students using as least 1 time in the past 30 days.



The previous graph attempts to identify students who are obtaining ADHD medication from peers or other sources and presumably using it as a stimulant. Day students are reporting none of this use, but the 8<sup>th</sup> and 9<sup>th</sup> grade is reporting this use. Therefore it is the 8<sup>th</sup> & 9<sup>th</sup> grade boarding students who are likely “trading” medication and are doing so at a greater rate than the other 3 classes. The graph below attempts to identify populations that are prescribed an ADHD medication, but do not take it as prescribed.

